

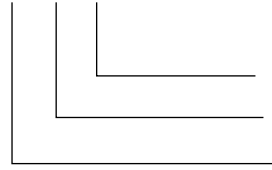
zehnder *stratos*

zehnder



Model Code (example)

CS-15-19



Depth (cm)

Height (cm)

CS = Convector Stratos


CSW = Convector Stratos with rear dummy panel

CS--10




No. of panels: 2
 No. of fins: 2
 Depth: 98mm
 Height: 75 - 309mm
 Length: 500 - 4000mm
 Output/Metre: see page 4

CS--13




No. of panels: 2
 No. of fins: 3
 Depth: 133mm
 Height: 75 - 309mm
 Length: 500 - 4000mm
 Output/Metre: see page 4

CS--19




No. of panels: 3
 No. of fins: 4
 Depth: 186mm
 Height: 75 - 309mm
 Length: 500 - 4000mm
 Output/Metre: see page 5

CS--22




No. of panels: 3
 No. of fins: 5
 Depth: 221mm
 Height: 75 - 309mm
 Length: 500 - 4000mm
 Output/Metre: see page 5

CSW--19



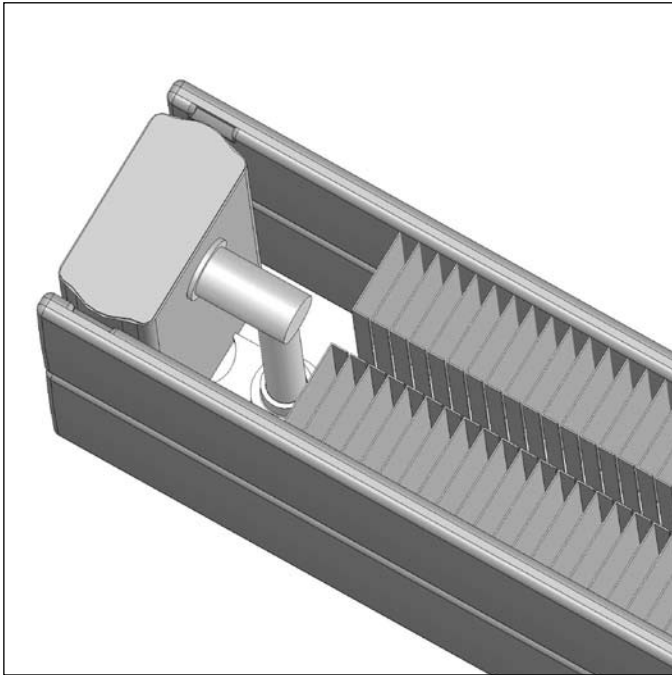
No. of panels: 2 + dummy panel
 No. of fins: 4
 Depth: 186mm
 Height: 75 - 309mm
 Length: 500 - 4000mm
 Output/Metre: see page 6

CSW--28



No. of panels: 3 + dummy panel
 No. of fins: 6
 Depth: 274mm
 Height: 75 - 309mm
 Length: 500 - 4000mm
 Output/Metre: see page 6

zehnder *stratos*



CSW model

The **zehnder stratos** is a low profile convector radiator ideal for perimeter applications in public buildings, halls and offices. Due to its unobtrusive design and offering exceptionally high outputs, the **zehnder stratos** combines minimum and limited space with the maximum heat advantage. The CSW model, with a non-water bearing dummy panel, enables the radiator to be placed in front of a window whilst reducing heat and energy losses making the **zehnder stratos** an attractive, powerful and affordable convector radiator.

Standard Features:

- fully tested and compliant to EN 442
- neat, compact design
- exceptionally high heat output
- safety enhanced, robust construction
- white powder coat finish
- lengths from 500 to 4000mm in 100mm increments
- combination brackets for floor/wall mounting

Options:

- wide range of colours including metallic finishes
- reflective cover plate (CSW model)
- welded-on decorative grille covering the fins
- built-in valves (Completo model)
- installation in series
- trench installation
- other connection options

Operating Parameters:

- max. working temperature: 120°C
- max. test pressure: 5.85 bar
- max. working pressure: 4.5 bar
(not available for high pressure use)

Product Specification:

The **zehnder stratos** is manufactured from mild steel and contains between 1 and 4 flat tubes measuring 75 x 10 x 1.3mm, stacked horizontally on top of one another with a 3mm gap between the tubes. The fins are welded on using a patented laser-welding technique. Two or three rows of water conducting, shaped tubes are located one behind the other. The horizontal tubes are welded to the 82 x 40 x 1.5mm manifolds using laser welding.

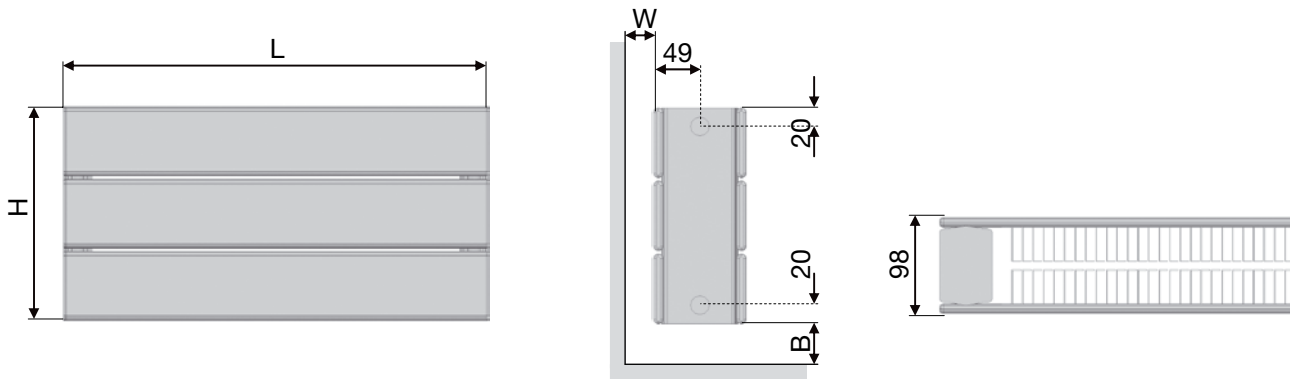
Height from 75 to 309mm. Length from 500 to 4000mm.

The radiator contains two ½" connections for the flow/return and a ½" air vent.

Primed and finished with powder coat RAL 9016 white, in accordance with DIN 55900.

Heat outputs and tested and comply to EN 442.

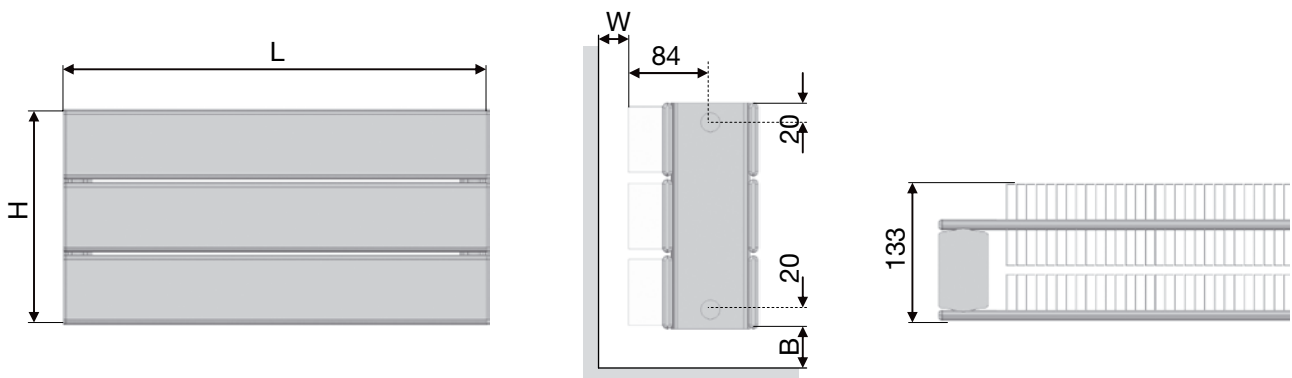
CS-..-10



Technical data per 1000mm length - 100mm increments

Model	Height	Distance from wall	Distance from floor	Mass	Volume	Surface Area	Output EN442	Output	Output
	H mm	W-min mm	B-min mm	M kg	V litres	A m ²	$\Delta T = 50K$ Watts	$\Delta T = 56K$ Watts	$\Delta T = 60K$ Watts
CS-08-10	75	50	120	6.2	1.4	1.6	482	562	618
CS-15-10	153	50	120	12.3	3.0	3.2	791	922	1012
CS-23-10	231	50	120	18.4	4.4	4.8	1042	1213	1330
CS-31-10	309	50	120	24.5	5.9	6.4	1255	1459	1599

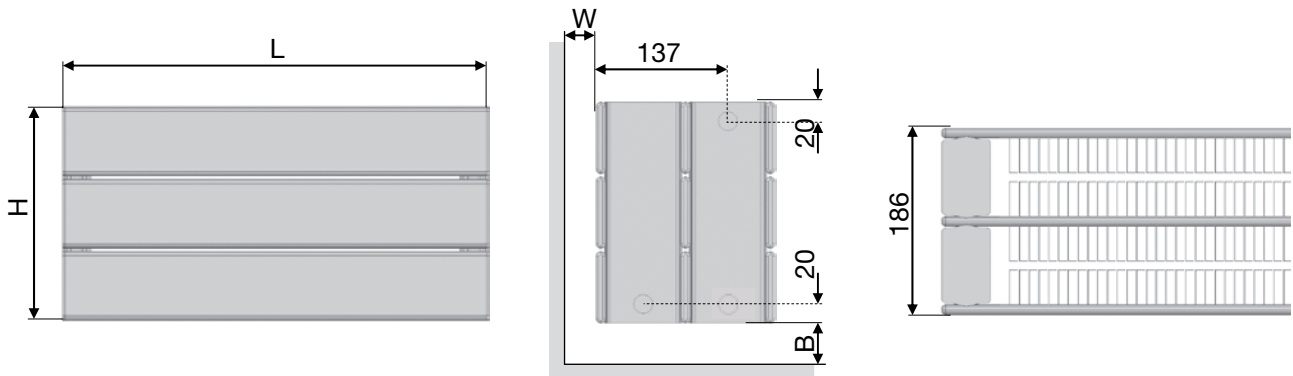
CS-..-13



Technical data per 1000mm length - 100mm increments

Model	Height	Distance from wall	Distance from floor	Mass	Volume	Surface Area	Output EN442	Output	Output
	H mm	W-min mm	B-min mm	M kg	V litres	A m ²	$\Delta T = 50K$ Watts	$\Delta T = 56K$ Watts	$\Delta T = 60K$ Watts
CS-08-13	75	50	120	7.4	1.4	2.4	626	731	804
CS-15-13	153	50	120	14.7	3.0	4.5	1029	1207	1319
CS-23-13	231	50	120	22.0	4.4	6.7	1356	1580	1734
CS-31-13	309	50	120	29.3	5.9	8.9	1632	1900	2084

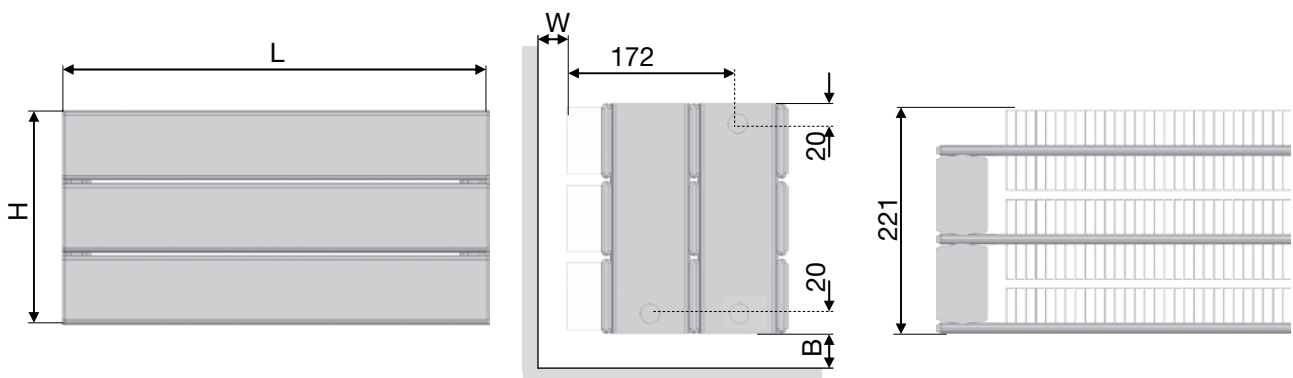
CS-..-19



Technical data per 1000mm length - 100mm increments

Model	Height	Distance from wall	Distance from floor	Mass	Volume	Surface Area	Output EN442	Output	Output
	H mm	W-min mm	B-min mm	M kg	V litres	A m ²	$\Delta T = 50K$ Watts	$\Delta T = 56K$ Watts	$\Delta T = 60K$ Watts
CS-08-19	75	50	120	10.8	2.4	3.1	879	1024	1124
CS-15-19	153	50	120	21.3	4.8	6.1	1394	1623	1780
CS-23-19	231	50	120	31.9	7.3	9.1	1825	2124	2330
CS-31-19	309	50	120	42.4	9.7	12.2	2209	2571	2820

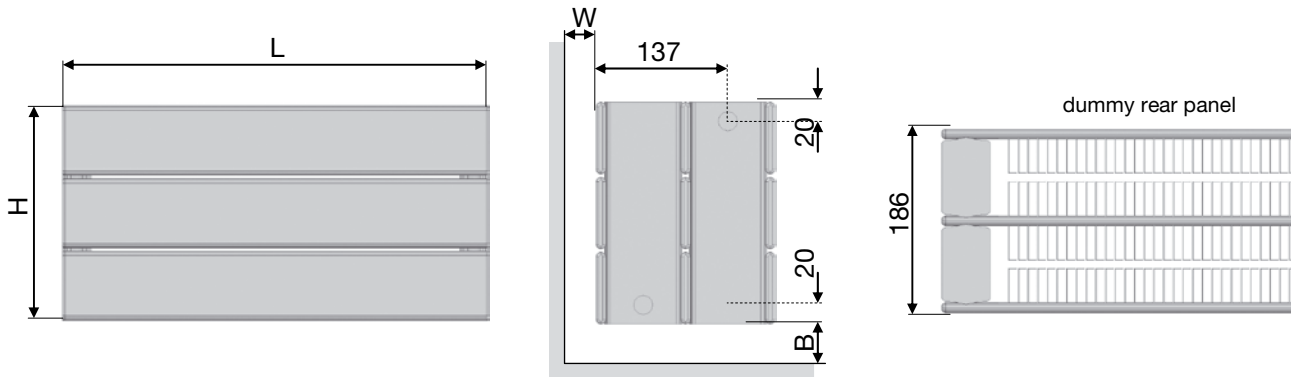
CS-..-22



Technical data per 1000mm length - 100mm increments

Model	Height	Distance from wall	Distance from floor	Mass	Volume	Surface Area	Output EN442	Output	Output
	H mm	W-min mm	B-min mm	M kg	V litres	A m ²	$\Delta T = 50K$ Watts	$\Delta T = 56K$ Watts	$\Delta T = 60K$ Watts
CS-08-22	75	50	120	12.0	2.4	3.7	999	1167	1282
CS-15-22	153	50	120	23.7	4.8	7.3	1627	1896	2081
CS-23-22	231	50	120	35.5	7.3	11.0	2118	2465	2704
CS-31-22	309	50	120	47.2	9.7	14.7	2517	2927	3208

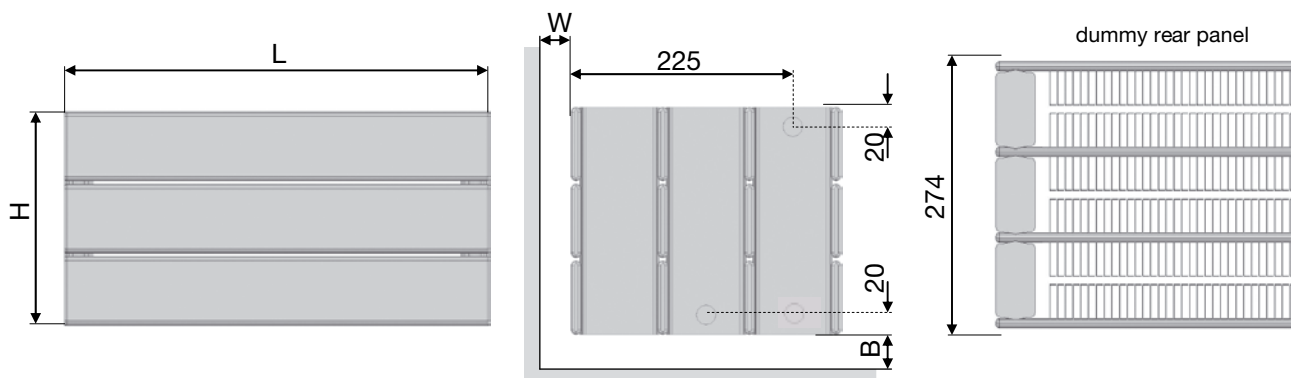
CSW-...-19



Technical data per 1000mm length - 100mm increments

Model	Height	Distance from wall	Distance from floor	Mass	Volume	Surface Area	Output EN442	Output	Output
	H mm	W-min mm	B-min mm	M kg	V litres	A m ²	$\Delta T = 50K$ Watts	$\Delta T = 56K$ Watts	$\Delta T = 60K$ Watts
CSW-08-19	75	100	120	10.8	1.4	3.1	621	724	794
CSW-15-19	153	100	120	21.3	3.0	6.1	1023	1191	1306
CSW-23-19	231	100	120	31.9	4.4	9.1	1349	1568	1719
CSW-31-19	309	100	120	42.4	5.9	12.2	1624	1886	2066

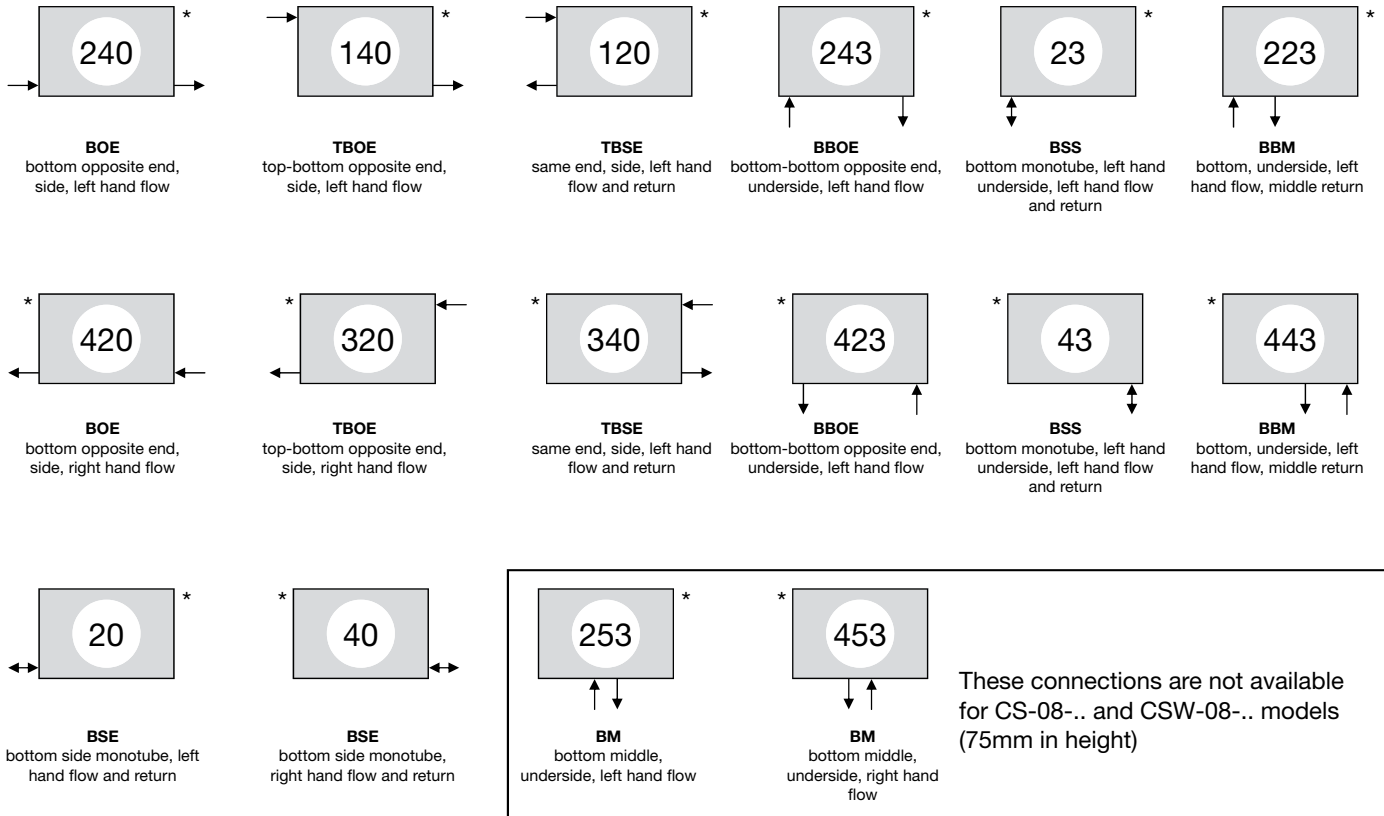
CSW-...-28



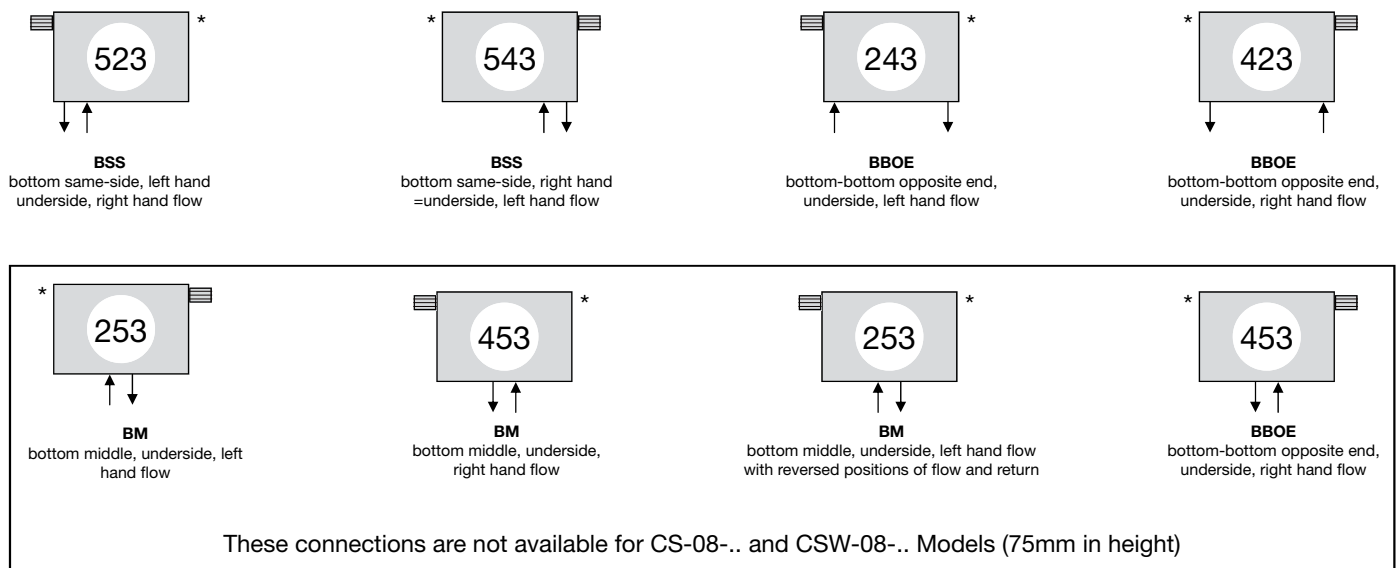
Technical data per 1000mm length - 100mm increments

Model	Height	Distance from wall	Distance from floor	Mass	Volume	Surface Area	Output EN442	Output	Output
	H mm	W-min mm	B-min mm	M kg	V litres	A m ²	$\Delta T = 50K$ Watts	$\Delta T = 56K$ Watts	$\Delta T = 60K$ Watts
CSW-08-28	75	100	120	15.4	2.4	4.5	1043	1215	1337
CSW-15-28	153	100	120	30.4	4.8	9.0	1681	1959	2150
CSW-23-28	231	100	120	45.3	7.3	13.5	2173	2527	2769
CSW-31-28	309	100	120	60.3	9.7	18.0	2568	2982	3267

The following connections are available for **CS** and **CSW** models:

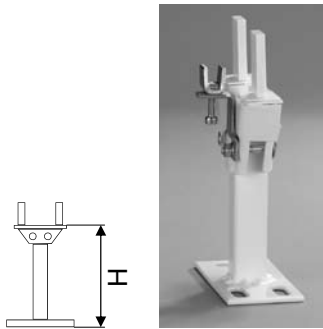


The following connections are available for **CS** and **CSW** Completeo models (with built-in valve):



NB: For radiators with offset connections (CS-...-19, CS-...-22, CSW-...-28), the flow is into the front most connection and the return flow from the rear

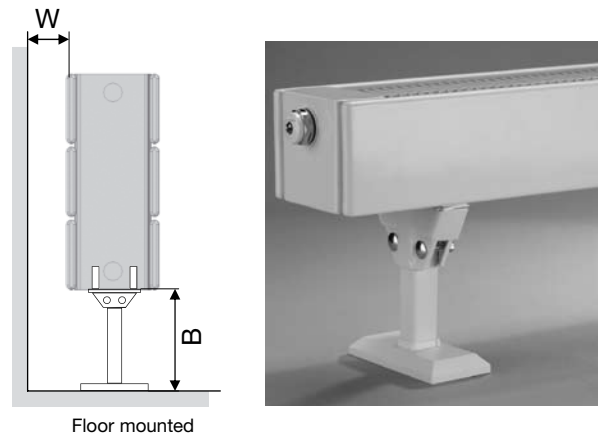
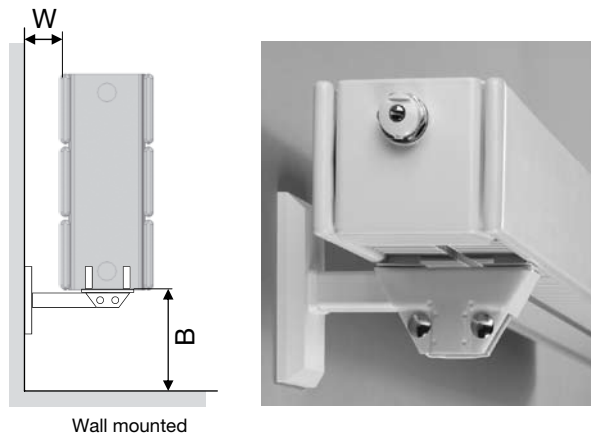
Combination brackets for wall and floor mounting are supplied as standard.



W = 50mm min CS models
100mm min CSW models

B = 120mm min

H = standard height of bracket is 250mm and can be cut down to size if required



Please note, the bracket foot cover plates are additional.

Number of brackets supplied

	For installation lengths up to 1600mm	For installation lengths from 1700mm to 3200mm	For installation lengths from 3300mm to 4000mm	
CS-...-10/CS-...-13/CS-...-19/ CS-08-22/CS-15-22/ CSW-08-19/CSW-15-19/ CSW-23-19	2	3	4	
	For installation lengths up to 1200mm	For installation lengths from 1300mm to 2400mm	For installation lengths from 2500mm to 4000mm	
CS-23-22/CS-31-22/ CSW-31-19/CSW-08-28/ CSW-15-28	2	3	4	
	For installation lengths up to 1200mm	For installation lengths from 1300mm to 2100mm	For installation lengths from 2200mm to 3000mm	For installation lengths from 3000mm to 4000mm
CSW-23-28/CSW-31-28	2	3	4	5

Top Grille

The addition of a fixed top grille reduces the output by approximately 3-7% from the stated values.



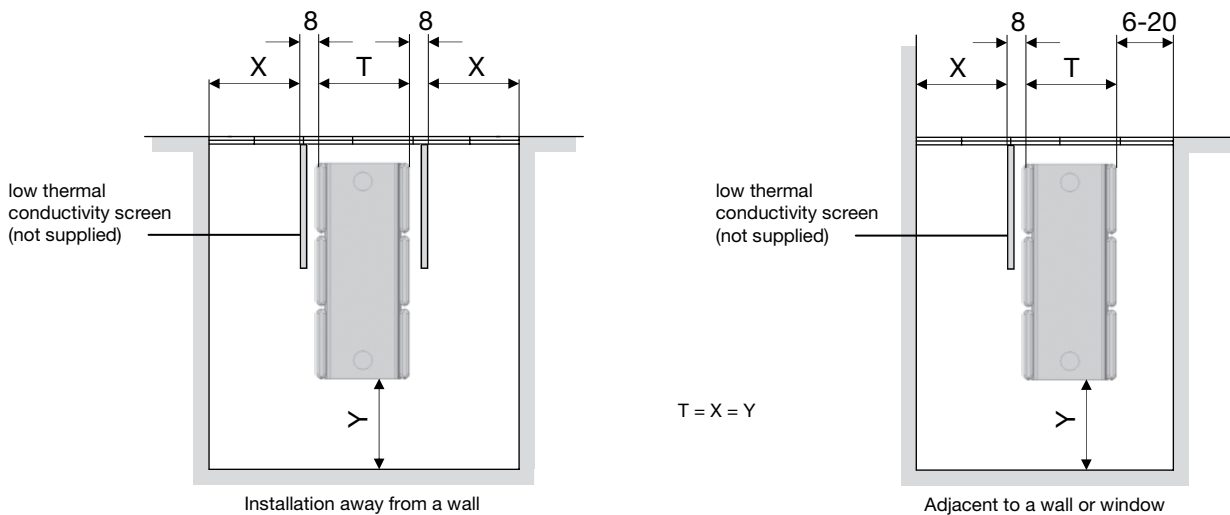
Stratos convector without top grille



Stratos convector with top grille

Duct and Trench installation

If installed in a duct or trench, the output will be reduced by 20% without a grille. A top grille of at least 70% free surface area will reduce the heat emission by approximately 35% of the stated value.



Connection in series (maximum 3 radiators and 12 metres in length)

Connection in series	Opposite-side connection - flow on the left	Opposite-side connection - flow on the right
Installation height 75mm		
Installation height 153 - 309mm		
	<p style="text-align: center;">Same-side connection - flow on the left</p>	<p style="text-align: center;">Same-side connection - flow on the right</p>
Installation height 153mm		
Installation height 231 - 309mm		

Outputs are shown at $\Delta T = 50, 56$ and $60K$. For other ΔT values, a correction factor must be used to convert the output from $\Delta T = 50K$ to the required ΔT .

For example, for model CS-08-10 output at $\Delta T = 50K = 482$. For $\Delta T = 62K$, correction factor = $1.3398 = 482 \times 1.3398 = 646 W/m$ at $\Delta T = 62K$.

Correction Factors for $\Delta T = 30K$ to $48K$


Model	n	30	32	34	36	38	40	42	44	46	48
CS-08-10, CS-15-13 CSW-08-28	1.36	0.4992	0.5450	0.5919	0.6397	0.6885	0.7382	0.7889	0.8404	0.8928	0.9460
CS-08-13, CS-08-22	1.37	0.4967	0.5426	0.5896	0.6376	0.6866	0.7366	0.7875	0.8393	0.8921	0.9456
CS-08-19, CS-15-10 CS-15-22, CS-23-13 CSW-08-19, CSW-15-28	1.35	0.5018	0.5474	0.5941	0.6418	0.6904	0.7399	0.7903	0.8415	0.8935	0.9464
CS-15-19, CS-23-10 CS-23-19, CS-23-22 CS-31-13, CS-31-19 CSW-15-19	1.34	0.5043	0.5499	0.5964	0.6439	0.6923	0.7416	0.7917	0.8426	0.8943	0.9468
CS-31-10, CSW-23-19, CSW-23-28	1.33	0.5069	0.5524	0.5987	0.6460	0.6942	0.7432	0.7930	0.8436	0.8950	0.9472
CS-31-22, CSW-31-19, CSW-31-28	1.32	0.5095	0.5548	0.6011	0.6482	0.6961	0.7449	0.7944	0.8447	0.8958	0.9475

Correction Factors for $\Delta T = 52K$ to $70K$

Model	n	52	54	56	58	60	62	64	66	68	70
CS-08-10, CS-15-13 CSW-08-28	1.36	1.0548	1.1103	1.1666	1.2237	1.2814	1.3398	1.3990	1.4587	1.5192	1.5803
CS-08-13, CS-08-22	1.37	1.0552	1.1112	1.1680	1.2255	1.2837	1.3427	1.4024	1.4628	1.5239	1.5856
CS-08-19, CS-15-10 CS-15-22, CS-23-13 CSW-08-19, CSW-15-28	1.35	1.0544	1.1095	1.1653	1.2219	1.2791	1.3370	1.3955	1.4547	1.5145	1.5750
CS-15-19, CS-23-10 CS-23-19, CS-23-22 CS-31-13, CS-31-19 CSW-15-19	1.34	1.0540	1.1086	1.1640	1.2200	1.2767	1.3341	1.3921	1.4507	1.5099	1.5697
CS-31-10, CSW-23-19, CSW-23-28	1.33	1.0535	1.1078	1.1627	1.2182	1.2744	1.3312	1.3886	1.4466	1.5052	1.5644
CS-31-22, CSW-31-19, CSW-31-28	1.32	1.0531	1.1069	1.1614	1.2164	1.2721	1.3284	1.3852	1.4426	1.5006	1.5592

Heating – Cooling – Fresh and Clean Air


Zehnder Ltd are the leading manufacturers of quality made-to-measure radiators. Zehnder also offer a variety of products from Heating and Cooling panels to Industrial Filtration.



Natural radiation is the basis for radiant heating and cooling, which must ensure comfortable heat or pleasant cooling especially in office buildings, as well as in sports and events arenas and factories - all of this with maximum economy, without maintenance costs.



Zehnder Clean Air Solutions stands for clean air, and are used in buildings with a particular dust problem such as factories. Using the electrostatic principle, specially patented filters collect the finest particles and thus protect the staff and the materials.



Comfortable and healthy heating and cooling go hand in hand with clean and fresh air. Comfosystems from Zehnder ensure that heat is not achieved at the expense of the air we breathe. Whilst fresh air is provided, the used air together with the odours and moisture is removed while the energy is recovered.

Whether this involves heat, cooling, clean and healthy air, Zehnder helps create the perfect climate.

For further information, go to www.zehnder.co.uk

Zehnder Ltd

Watchmoor Point
Camberley
Surrey
GU15 3EX

Tel. +44 (0) 1252 515151
Fax +44 (0) 1252 522528
sales@zehnder.co.uk
www.zehnder.co.uk

zehnder